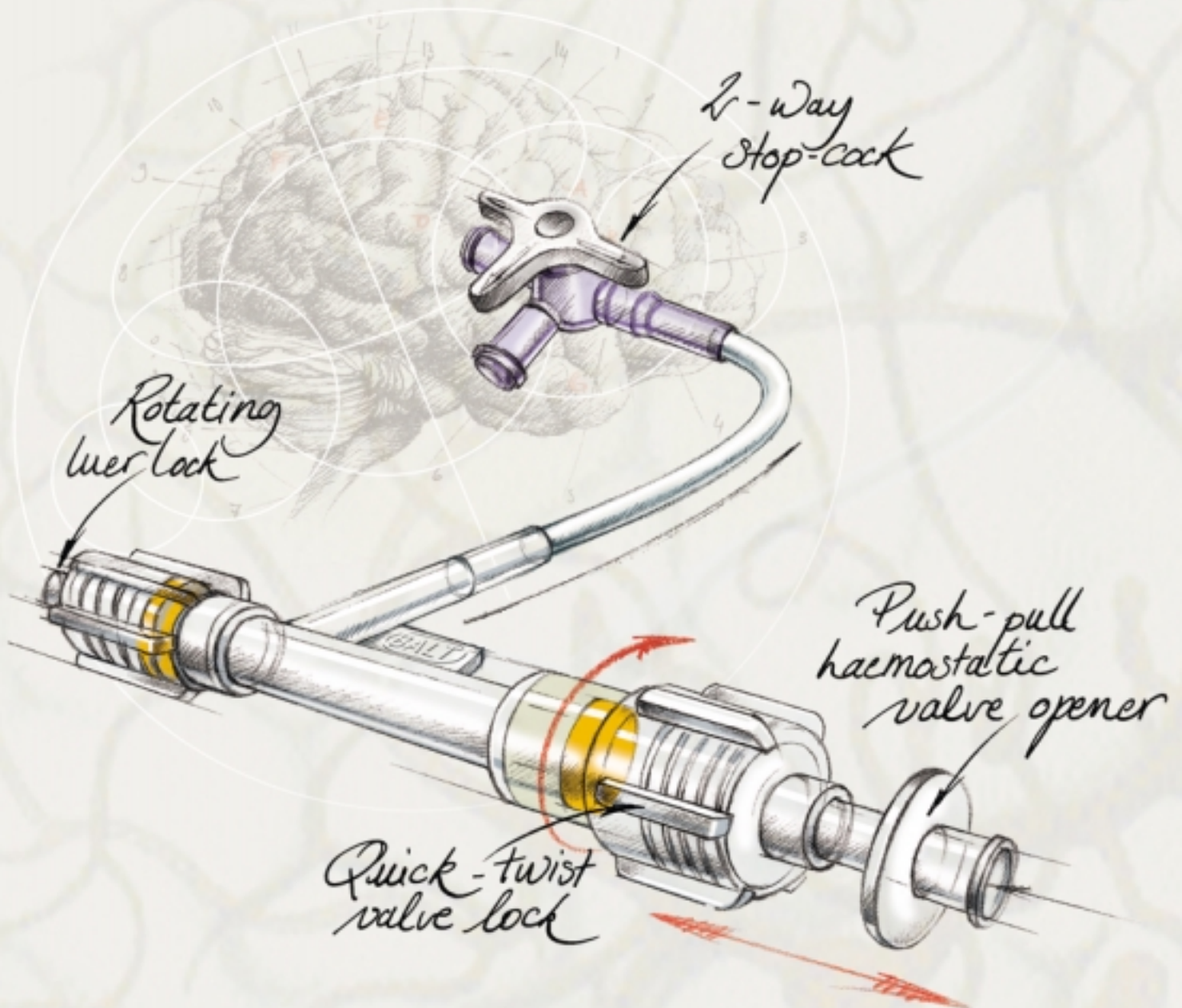
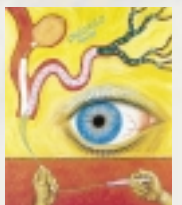


RYVA

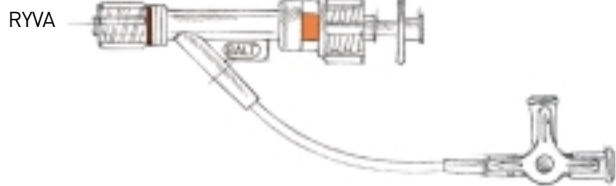
The RYVA is a new type of side-arm connector designed by BALT. Its dual-valve construction associates a quick-twist valve lock and a push-pull anti-leak valve for easy single handed intra vascular device insertion.



BALT
EXTRUSION



INTERVENTIONAL RADIOLOGY ACCESSORIES

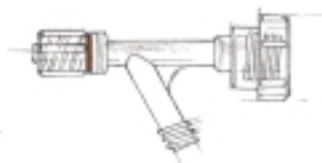


RYVA

Dual-valve construction for easy single handed intra vascular device insertion
 - Quick-twist valve lock
 - Push-pull haemostatic valve



Ref. RYVA: side-arm with connecting tube and stop-cock
 Ref. RYVA.LUER: side-arm with single female luer-lock



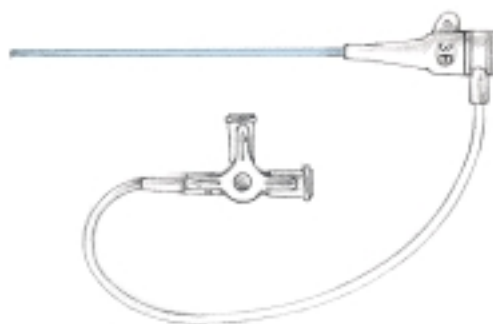
ANRYV

High pressure Y connector (20 bar 300 PSI)
 Ref. ANRYV

IVA

3F to 10F range of introducers with transparent hub and T-shape side arm

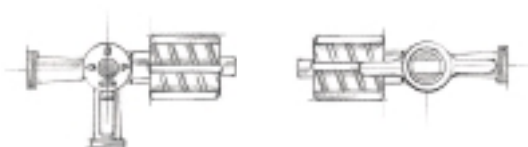
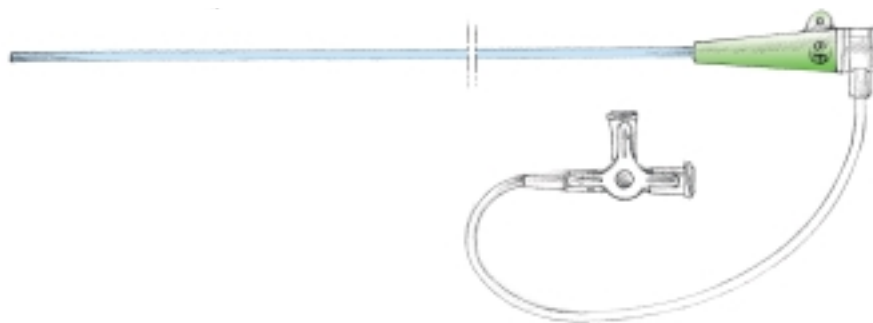
Ref.	IVA 3F	IVA 4F	IVA 5F	IVA 6F	IVA 7F	IVA 8F	IVA 9F	IVA 10F
Long.(cm)	7	7	11	11	11	11	11	11



IVA LONG

Long length introducers with dilator

		Ref.
6F	45cm	IVA6F45
	65cm	IVA6F65
	80cm	IVA6F80
7F	45cm	IVA7F45
	65cm	IVA7F65
	80cm	IVA7F80
8F	45cm	IVA8F45
	65cm	IVA8F65
	80cm	IVA8F80
10F	45cm	IVA10F45
	65cm	IVA10F65



STOP-COCKS

1-way (Ref. R1V20BARS) or 3-way (Ref. R3V20BARS) stop-cock
 high-pressure resistant (20 bar 300 PSI)