



**STAY ON  
COURSE.**

Prelude **ROADSTER**<sup>™</sup>  
Guide Sheath




## STAY ON COURSE

Expand your diagnostic and interventional procedures with the Prelude Roadster, a long guide sheath designed to access difficult anatomy in the peripheral vasculature. Offering superior deliverability, increased kink and compression resistance, and highly visible under imaging guidance—no matter your destination, you can stay on course with the Prelude Roadster.

## DESIGNED FOR EASE OF ENTRY AND ENHANCED TRACKABILITY

**42% LESS**  
INSERTION FORCE<sup>1</sup>




Distal 35-cm length hydrophilic coating eases entry into the vessel.

**33% BETTER**  
KINK RESISTANCE<sup>1</sup>



A nylon outer layer with stainless steel coil and PTFE liner prevents kinking.

**40% SUPERIOR**  
COMPRESSION RESISTANCE<sup>1</sup>



Withstands more compression at the same force versus the leading competitor.



### Visibility

Marker band and radiopaque tip confirm precise location, especially important during critical balloon inflation.

### Trackability

Seamless guide wire-to-dilator and dilator-to-sheath transitions facilitate tracking over the wire during placement.

### Ergonomic Hub

Supports device torque and minimizes kinking.

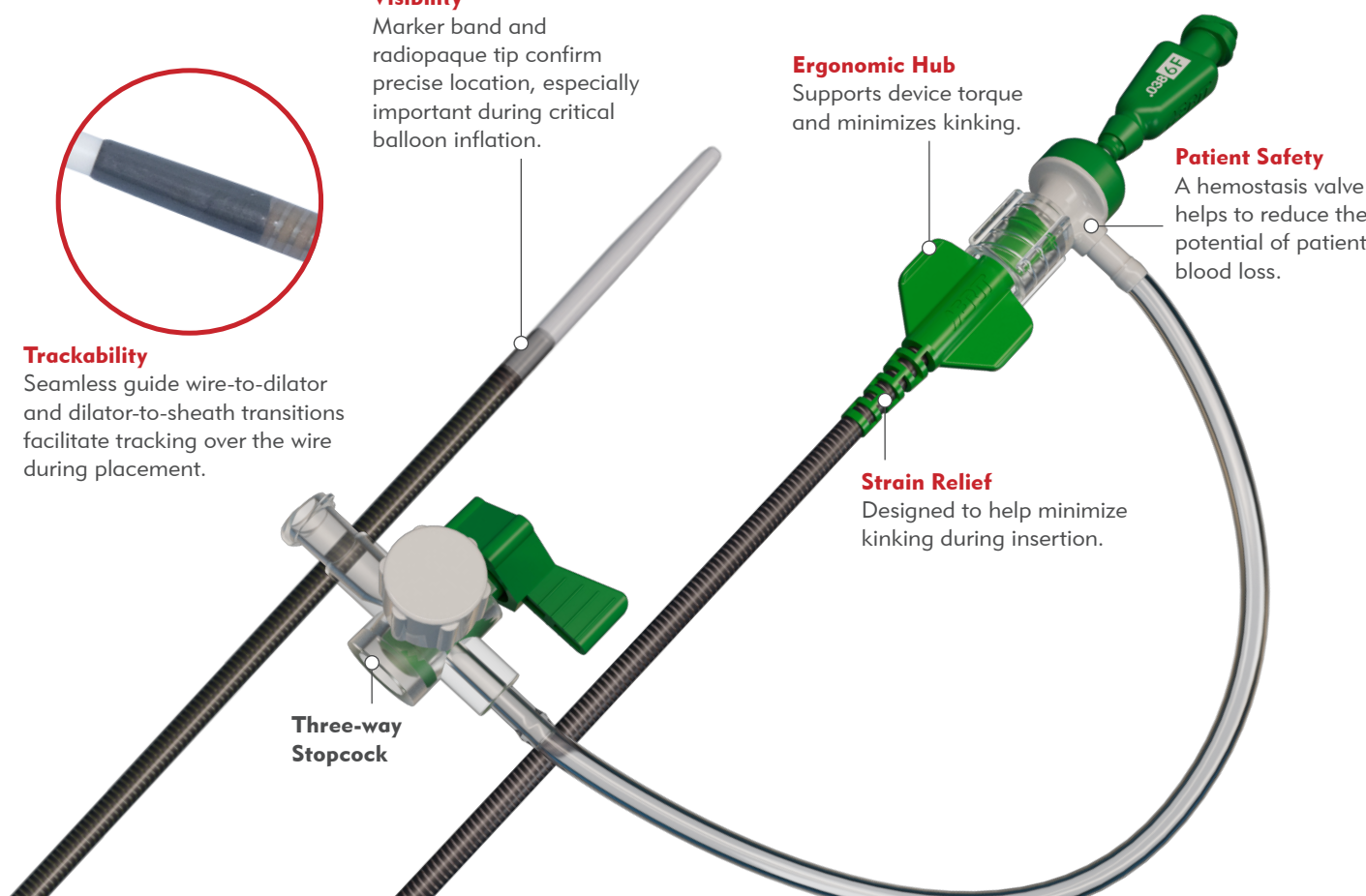
### Patient Safety

A hemostasis valve helps to reduce the potential of patient blood loss.

### Strain Relief

Designed to help minimize kinking during insertion.

Three-way  
Stopcock



## SHAPES AND SIZES TO MEET A WIDE RANGE OF ANATOMICAL NEEDS

Every patient is different. We offer multiple sizes and tip shapes designed to improve patient outcomes and your procedural experience.

### DIAMETER SIZES

A wide selection of lumen sizes designed for diagnostic and therapeutic device delivery.

**4F**



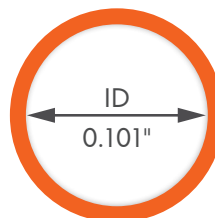
**5F**



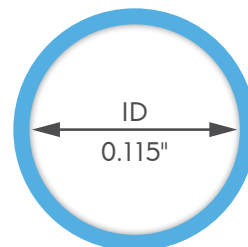
**6F**



**7F**

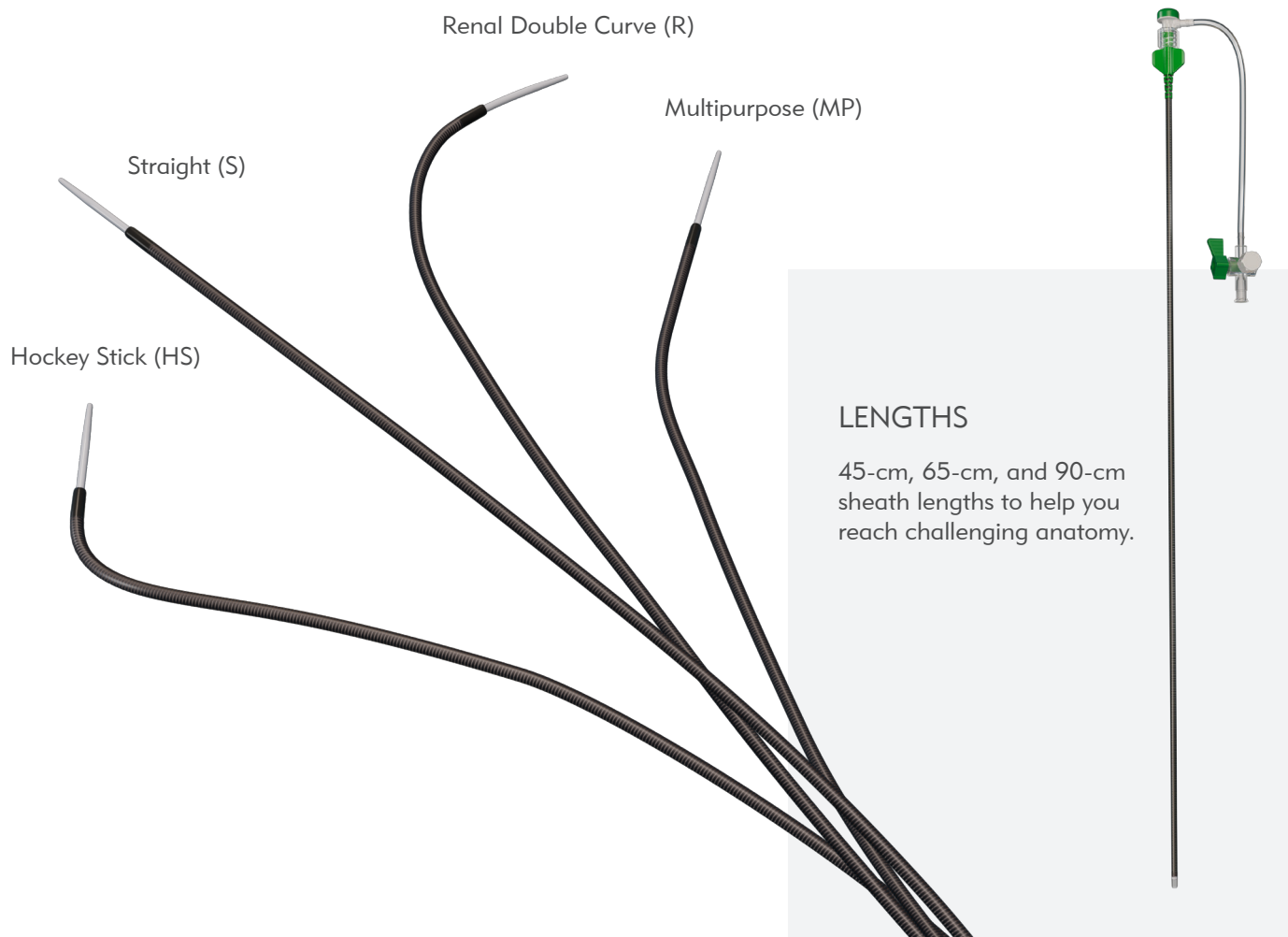


**8F**



### TIP SHAPES

Four tip shapes to help you address procedural challenges.



## HOW TO READ THE MERIT PRELUDE ROADSTER PART NUMBER

PG6F90MPX:	<u>PG</u>	<u>6F</u>	<u>90</u>	<u>MP</u>	<u>X</u>
	Prelude Guide Sheath	French Size	Length (cm)	Tip Shape	Extra Body


## ORDERING INFORMATION

CATALOG NUMBER	SIZE	LENGTH	RECOMMENDED GUIDE WIRE	TIP SHAPE	SHEATH BODY TYPE
PG4F45S	4F	45 cm	0.035" (0.89 mm)	Straight	Regular
PG4F90S	4F	90 cm	0.035" (0.89 mm)	Straight	Regular
PG5F45S	5F	45 cm	0.038" (0.97 mm)	Straight	Regular
PG5F45MP	5F	45 cm	0.038" (0.97 mm)	Multipurpose	Regular
PG5F45R	5F	45 cm	0.038" (0.97 mm)	Renal Double Curve	Regular
PG5F90S	5F	90 cm	0.038" (0.97 mm)	Straight	Regular
PG5F90MP	5F	90 cm	0.038" (0.97 mm)	Multipurpose	Regular
PG6F45S	6F	45 cm	0.038" (0.97 mm)	Straight	Regular
PG6F45HS	6F	45 cm	0.038" (0.97 mm)	Hockey Stick	Regular
PG6F45MP	6F	45 cm	0.038" (0.97 mm)	Multipurpose	Regular
PG6F45R	6F	45 cm	0.038" (0.97 mm)	Renal Double Curve	Regular
PG6F65S	6F	65 cm	0.038" (0.97 mm)	Straight	Regular
PG6F65MP	6F	65 cm	0.038" (0.97 mm)	Multipurpose	Regular
PG6F65SX	6F	65 cm	0.038" (0.97 mm)	Straight	Extra Body
PG6F90MP	6F	90 cm	0.038" (0.97 mm)	Multipurpose	Regular
PG6F90SX	6F	90 cm	0.038" (0.97 mm)	Straight	Extra Body
PG6F90MPX	6F	90 cm	0.038" (0.97 mm)	Multipurpose	Extra Body
PG7F45S	7F	45 cm	0.038" (0.97 mm)	Straight	Regular
PG7F45MP	7F	45 cm	0.038" (0.97 mm)	Multipurpose	Regular
PG7F45SX	7F	45 cm	0.035" (0.89 mm)	Straight	Extra Body
PG7F45MPX	7F	45 cm	0.038" (0.97 mm)	Multipurpose	Extra Body
PG7F45RX	7F	45 cm	0.038" (0.97 mm)	Renal Double Curve	Extra Body
PG7F65SX	7F	65 cm	0.038" (0.97 mm)	Straight	Extra Body
PG7F90SX	7F	90 cm	0.038" (0.97 mm)	Straight	Extra Body
PG8F45S	8F	45 cm	0.038" (0.97 mm)	Straight	Regular
PG8F45SX	8F	45 cm	0.038" (0.97 mm)	Straight	Extra Body
PG8F45MPX	8F	45 cm	0.038" (0.97 mm)	Multipurpose	Extra Body
PG8F65SX	8F	65 cm	0.038" (0.97 mm)	Straight	Extra Body
PG8F90SX	8F	90 cm	0.038" (0.97 mm)	Straight	Extra Body

## COMBINE MERIT PRODUCTS. CREATE PROCEDURAL SOLUTIONS.

Choose from a selection of Merit products you can use with the Prelude Roadster. Each works to provide you with the complete procedural solutions you need.

**ANGIOGRAPHY**  
**SplashWire<sup>™</sup>**  
 Hydrophilic Steerable Guide Wire



**DIAGNOSTIC**  
**InQwire<sup>®</sup> Amplatz**  
 Guide Wire



**SUPPORT CATHETERS**  
**Merit SureCross<sup>™</sup>**  
 Support Catheters



**EMBOLICS**  
**EmboCube<sup>®</sup>**  
 Embolization Gelatin



**INFLATION**  
**BasixTOUCH<sup>™</sup>**  
 Inflation Device



Packaged 1 unit per box. | All Prelude Roadster Guide Sheaths are latex free.

Before using refer to Instructions for Use for indications, contraindications, warnings, precautions, and directions for use.



Understand. Innovate. Deliver.™

merit.com

Merit Medical Systems, Inc.  
 1600 West Merit Parkway  
 South Jordan, Utah 84095  
 Main: +1.801.253.1600  
 Customer Service: +1.801.208.4300

Merit Medical Europe, Middle  
 East & Africa (EMEA)  
 Amerikalaan 42, 6199 AE  
 Maastricht-Airport  
 The Netherlands  
 +31 43 358 82 22

Merit Medical Ireland Ltd.  
 Parkmore Business Park West  
 Galway, Ireland  
 +353 (0) 91 703 733